

# Q2 2021 STATE OF THE ARK



THIS IS NOT FINANCIAL ADVICE  
AND I AM NOT A FINANCIAL ADVISOR

# GUIDE



## 2021 Q2 STATE OF THE ARK

### HOW TO READ EACH TABLE:

- **GREEN ROWS** ARE POSITIONS THAT GREW MORE THAN THE FUND
- **RED ROWS** ARE POSITIONS THAT GREW BY LESS THAN THE FUND
- ROWS WITH BLANK PRICE CHANGES GOT ADDED AFTER START OF Q2 2021
- ROWS WITH **-100%**'s WERE REMOVED FROM FUND AFTER START OF Q2 2021
- REMEMBER: **ARKK** IS BIGGER THAN THE OTHER ARK FUNDS COMBINED

ARK Invest AUM Change by Fund This Week

ARK Invest AUM Change by Fund This Week					FUND / AUM	APR 1 2021	JUN 30 2021	AUM CHANGE
ARKK	04/01/21	04/30/21	05/28/21	06/30/21	ARKK	\$22.8B	\$25.6B	12.3%
	AUM: \$22.8B (48.7%) 1D: 1st: 0.0%	AUM: \$23.5B (48.8%) 1D: 3.4% 1st: 3.4%	AUM: \$21.3B (50.3%) 1D: -9.3% 1st: -6.2%	AUM: \$25.6B (51.6%) 1D: 19.7% 1st: 12.3%				
ARKG	04/01/21	04/30/21	05/28/21	06/30/21	ARKG	\$9.4B	\$9.8B	3.7%
	AUM: \$9.4B (20.2%) 1D: 1st: 0.0%	AUM: \$9.7B (20.2%) 1D: 2.9% 1st: 2.9%	AUM: \$8.3B (19.5%) 1D: -15.0% 1st: -12.5%	AUM: \$9.8B (19.7%) 1D: 18.4% 1st: 3.7%				
ARKW	04/01/21	04/30/21	05/28/21	06/30/21	ARKW	\$6.9B	\$6.4B	-6.6%
	AUM: \$6.9B (14.7%) 1D: 1st: 0.0%	AUM: \$6.7B (13.9%) 1D: -2.6% 1st: -2.6%	AUM: \$5.6B (13.2%) 1D: -16.5% 1st: -18.7%	AUM: \$6.4B (13.0%) 1D: 14.8% 1st: -6.6%				
ARKF	04/01/21	04/30/21	05/28/21	06/30/21	ARKF	\$4.0B	\$4.0B	1.5%
	AUM: \$4.0B (8.5%) 1D: 1st: 0.0%	AUM: \$4.3B (8.8%) 1D: 6.6% 1st: 6.6%	AUM: \$3.7B (8.6%) 1D: -14.1% 1st: -8.4%	AUM: \$4.0B (8.2%) 1D: 10.8% 1st: 1.5%				
ARKQ	04/01/21	04/30/21	05/28/21	06/30/21	ARKQ	\$3.3B	\$3.1B	-6.7%
	AUM: \$3.3B (7.1%) 1D: 1st: 0.0%	AUM: \$3.3B (6.9%) 1D: -0.9% 1st: -0.9%	AUM: \$2.9B (6.9%) 1D: -11.3% 1st: -12.0%	AUM: \$3.1B (6.3%) 1D: 6.1% 1st: -6.7%				
ARKX	04/01/21	04/30/21	05/28/21	06/30/21	ARKX	\$0.3B	\$0.6B	83.8%
	AUM: \$0.3B (0.7%) 1D: 1st: 0.0%	AUM: \$0.7B (1.4%) 1D: 96.7% 1st: 96.7%	AUM: \$0.6B (1.5%) 1D: -4.8% 1st: 87.3%	AUM: \$0.6B (1.3%) 1D: -1.9% 1st: 83.8%				
Grand Total	04/01/21	04/30/21	05/28/21	06/30/21	TOTAL	\$46.8B	\$47.3B	6.0%
	AUM: \$46.8B (100.0%) 1D: 1st: 0.0%	AUM: \$48.2B (100.0%) 1D: 3.1% 1st: 3.1%	AUM: \$42.5B (100.0%) 1D: -11.9% 1st: -9.2%	AUM: \$49.6B (100.0%) 1D: 16.8% 1st: 6.0%				

# ALL 6 ARK FUNDS COMBINED

TICKER SYMBOL:  
**VOV**  
THE CHANNEL THAT INVESTS IN YOU

AUM  
+6.0%

DISRUPTOR Total Changes Table Daily - Rows Colored by % Change in \$ Held (Relative ..

% Difference in Market Value(\$)  
-50.00% 50.00%

		June 30, 2021						
Company	Ticker	Δ Shares	\$/Share	Δ \$/Share	\$ Held	Δ \$ Held	ARK Rank	Δ R-ARK
<i>TESLA INC</i>	TSLA	-7.35%	\$680.76	1.92%	\$3,420.1M	-5.57%	1	0
<i>TELADOC HEAL..</i>	TDOC	9.48%	\$171.36	-5.72%	\$2,542.8M	3.22%	2	0
<i>ROKU INC</i>	ROKU	-5.81%	\$440.48	35.21%	\$1,866.6M	27.36%	3	-1
<i>SQUARE INC - A</i>	SQ	-27.47%	\$248.87	9.61%	\$1,824.4M	-20.50%	4	1
<i>SHOPIFY INC - ..</i>	SHOP	9.70%	\$1,482.99	34.03%	\$1,668.1M	47.02%	5	-1
<i>TWILIO INC - A</i>	TWLO	34.46%	\$400.18	17.44%	\$1,352.1M	57.90%	6	-6
<i>ZOOM VIDEO C..</i>	ZM	19.14%	\$394.73	22.86%	\$1,338.3M	46.37%	7	-3
<i>COINBASE GLO..</i>	COIN		\$254.90		\$1,303.4M		8	8
<i>EXACT SCIENCE..</i>	EXAS	15.41%	\$128.14	-2.76%	\$1,256.6M	12.22%	9	2
<i>UNITY SOFTWA..</i>	U	41.28%	\$110.85	10.51%	\$1,198.6M	56.12%	10	-4
<i>SPOTIFY TECH..</i>	SPOT	21.55%	\$272.86	1.83%	\$1,180.9M	23.78%	11	2
<i>ZILLOW GROUP..</i>	Z	0.26%	\$124.22	-4.18%	\$1,145.3M	-3.93%	12	7
<i>CRISPR THERA..</i>	CRSP	-4.79%	\$150.49	23.50%	\$1,039.5M	17.59%	13	2
<i>INTELLIA THER..</i>	NTLA	-17.88%	\$151.61	88.91%	\$931.8M	55.13%	14	-8
<i>TWITTER INC</i>	TWTR	58.95%	\$69.00	8.44%	\$783.6M	72.36%	15	-14
<i>10X GENOMICS..</i>	TXG	21.31%	\$201.33	11.23%	\$781.9M	34.94%	16	-8
<i>DOCUSIGN INC</i>	DOCU	-13.70%	\$284.48	40.52%	\$765.7M	21.26%	17	-2
<i>PALANTIR TEC..</i>	PLTR	58.63%	\$26.63	14.34%	\$760.9M	81.38%	18	-12
<i>UIPATH INC - CL..</i>	PATH		\$68.90		\$758.4M		19	19
<i>SEA LTD-ADR</i>	SE	-11.94%	\$287.19	28.65%	\$750.5M	13.29%	20	3
<i>BEAM THERAP..</i>	BEAM	33.31%	\$110.79	38.42%	\$718.8M	84.52%	21	-15
<i>PACIFIC BIOSCI..</i>	PACB	-3.13%	\$36.02	8.14%	\$717.3M	4.75%	22	6
<i>FATE THERAPE..</i>	FATE	12.95%	\$89.16	8.14%	\$667.5M	22.15%	23	-2



# ALL 6 ARK FUNDS COMBINED

TICKER SYMBOL:  
**VOLT**  
THE CHANNEL THAT INVESTS IN YOU

AUM  
+6.0%

DISRUPTOR Total Changes Table Daily - Rows Colored by % Change in \$ Held (Relative ..

% Difference in Market Value(\$)  
-50.00% 50.00%

		June 30, 2021						
Company	Ticker	Δ Shares	\$/Share	Δ \$/Share	\$ Held	Δ \$ Held	ARK Rank	Δ R-ARK
<i>TWITTER INC</i>	TWTR	58.95%	\$69.00	8.44%	\$783.6M	72.36%	15	-14
<i>10X GENOMICS..</i>	TXG	21.31%	\$201.33	11.23%	\$781.9M	34.94%	16	-8
<i>DOCUSIGN INC</i>	DOCU	-13.70%	\$284.48	40.52%	\$765.7M	21.26%	17	-2
<i>PALANTIR TEC..</i>	PLTR	58.63%	\$26.63	14.34%	\$760.9M	81.38%	18	-12
<i>UIPATH INC - CL..</i>	PATH		\$68.90		\$758.4M		19	19
<i>SEA LTD-ADR</i>	SE	-11.94%	\$287.19	28.65%	\$750.5M	13.29%	20	3
<i>BEAM THERAP..</i>	BEAM	33.31%	\$110.79	38.42%	\$718.8M	84.52%	21	-15
<i>PACIFIC BIOSCI..</i>	PACB	-3.13%	\$36.02	8.14%	\$717.3M	4.75%	22	6
<i>FATE THERAPE..</i>	FATE	12.95%	\$89.16	8.14%	\$667.5M	22.15%	23	-2
<i>TWIST BIOSCIE..</i>	TWST	-16.22%	\$134.64	8.70%	\$651.5M	-8.93%	24	9
<i>DRAFTKINGS I..</i>	DKNG	192.05%	\$52.03	-15.16%	\$651.5M	147.76%	25	-25
<i>INVITAE CORP</i>	NVTA	-12.30%	\$34.08	-10.81%	\$612.1M	-21.78%	26	13
<i>IRIDIUM COMM..</i>	IRDM	26.26%	\$42.14	2.16%	\$530.0M	28.99%	27	-5
<i>SKILLZ INC</i>	SKLZ	293.64%	\$22.16	16.39%	\$522.8M	358.15%	28	-59
<i>JD.COM INC-AD..</i>	JD	26.26%	\$79.75	-5.43%	\$499.4M	19.40%	29	-2
<i>IOVANCE BIOT..</i>	IOVA	-8.53%	\$26.33	-16.84%	\$465.0M	-23.93%	30	10
<i>TENCENT HOLD..</i>	TCE..	-13.67%	\$76.60	-4.01%	\$432.8M	-17.13%	31	4
<i>CAREDX INC</i>	CDNA	2.23%	\$94.70	39.08%	\$429.7M	42.19%	32	-16
<i>TRIMBLE INC</i>	TRMB	72.57%	\$82.73	6.35%	\$399.8M	83.53%	33	-28
<i>TUSIMPLE HOL..</i>	TSP		\$70.55		\$387.1M		34	34
<i>REGENERON P..</i>	REGN	-38.54%	\$545.98	15.40%	\$386.9M	-29.08%	35	9
<i>NOVARTIS AG-..</i>	NVS	-40.74%	\$91.83	7.43%	\$383.4M	-36.34%	36	15
<i>TERADYNE INC</i>	TER	-8.04%	\$134.31	10.38%	\$358.4M	1.50%	37	-4

# ARKF

TICKER SYMBOL:



THE CHANNEL THAT INVESTS IN YOU

# AUM

# +1.5%

DISRUPTOR Fund Changes Table Daily

Rows Colored by % Change in \$ Held (Relative to AUM)

Fund

ARKF

% Difference in Market Value(\$)

-48.50% 51.50%

June 30, 2021

Company	Ticker	Δ Shares	Δ \$/Share	\$ Held	Δ \$ Held	ETF Rank	Δ R-ETF	ARK Rank	Δ R-ARK
<i>SQUARE I..</i>	SQ	-10.37%	9.61%	\$411.8M	-1.76%	1	0	4	1
<i>SHOPIFY I..</i>	SHOP	6.15%	34.03%	\$231.3M	42.26%	2	-4	5	-1
<i>SEA LTD-A..</i>	SE	-11.05%	28.65%	\$194.4M	14.44%	3	-2	20	3
<i>PAYPAL H..</i>	PYPL	-14.55%	20.56%	\$188.8M	3.02%	4	1	45	0
<i>ZILLOW G..</i>	Z	8.40%	-4.18%	\$186.9M	3.87%	5	1	12	7
<i>JD.COM I..</i>	JD	101.76%	-5.43%	\$152.2M	90.80%	6	-16	29	-2
<i>TWILIO IN..</i>	TWLO	26.61%	17.44%	\$148.2M	48.69%	7	-8	6	-6
<i>COINBASE..</i>	COIN			\$140.2M		8	8	8	8
<i>MERCADO..</i>	MELI	10.16%	7.53%	\$136.2M	18.45%	9	-2	62	-6
<i>PINTERES..</i>	PINS	-21.08%	6.27%	\$129.7M	-16.13%	10	2	76	18
<i>ADYEN NV</i>	ADYEN	-8.42%	9.67%	\$128.6M	0.44%	11	1	78	-2
<i>TENCENT..</i>	TCEHY	-5.62%	-4.01%	\$116.9M	-9.40%	12	3	31	4
<i>MEITUAN..</i>	3690	19.75%	8.74%	\$113.7M	30.21%	13	-5	75	-26
<i>FACEBOO..</i>	FB	-5.62%	19.48%	\$101.4M	12.76%	14	-3	88	-12
<i>PINDUOD..</i>	PDD	53.67%	-0.25%	\$99.8M	53.29%	15	-12	58	-25
<i>OPENDOO..</i>	OPEN	18.98%	-18.12%	\$98.3M	-2.58%	16	3	65	11
<i>Z HOLDIN..</i>	4689	29.54%	0.78%	\$92.7M	30.55%	17	-9	93	-19
<i>SNAP INC..</i>	SNAP	-32.90%	29.22%	\$84.7M	-13.29%	18	2	69	0
<i>INTERCON..</i>	ICE	-51.54%	6.34%	\$83.5M	-48.47%	19	12	91	68
<i>DOCUSIG..</i>	DOCU	-28.24%	40.52%	\$80.9M	0.84%	20	-1	17	-2
<i>SILVERGA..</i>	SI	-47.34%	-21.14%	\$78.3M	-58.47%	21	19	98	49
<i>ZHONGAN..</i>	6060	-26.88%	-7.22%	\$77.4M	-32.17%	22	10	99	11
<i>PING AN H..</i>	1833	45.14%	-1.09%	\$71.9M	43.56%	23	-6	103	-27
<i>TCS GROU..</i>	TCS LI	-37.08%	46.31%	\$71.1M	-7.94%	24	1	106	-1
<i>INTUIT INC</i>	INTU	-26.86%	28.28%	\$71.1M	-6.17%	25	1	107	-1

# ARKF

TICKER SYMBOL:



THE CHANNEL THAT INVESTS IN YOU

# AUM

# +1.5%

DISRUPTOR Fund Changes Table Daily

Rows Colored by % Change in \$ Held (Relative to AUM)

Fund

ARKF

% Difference in Market Value(\$)

-48.50% 51.50%

June 30, 2021

Company	Ticker	Δ Shares	Δ \$/Share	\$ Held	Δ \$ Held	ETF Rank	Δ R-ETF	ARK Rank	Δ R-ARK
INTUIT INC	INTU	-26.86%	28.28%	\$71.1M	-6.17%	25	1	107	-1
WORKDAY..	WDAY	-12.65%	-0.82%	\$69.7M	-13.36%	26	6	108	3
KE HOLDI..	BEKE			\$64.4M		27	27	49	49
ALIBABA ..	BABA	-42.31%	1.20%	\$58.5M	-41.62%	28	14	86	10
DRAFTKIN..	DKNG	38.75%	-15.16%	\$57.5M	17.71%	29	-1	25	-25
YEAHKA L..	9923	-32.19%	-7.72%	\$54.6M	-37.43%	30	11	119	16
UIPATH IN..	PATH			\$46.2M		31	31	19	19
TELADOC ..	TDOC	-5.62%	-5.72%	\$45.3M	-11.01%	32	4	2	0
LENDINGC..	LC	5.79%	9.62%	\$45.3M	15.97%	33	-5	81	-13
DISCOVER..	DSY	-5.62%	-1.92%	\$45.1M	-7.43%	34	3	128	-5
AMAZON...	AMZN	-5.43%	11.44%	\$43.2M	5.40%	35	-2	112	-17
BASE INC	4477	16.38%	11.29%	\$42.1M	29.53%	36	-3	134	-13
BILL.COM ..	BILL	32.72%	28.10%	\$41.4M	70.01%	37	-4	135	-17
STONECO ..	STNE			\$39.8M		38	38	137	137
SCHWAB (..	SCHW	-30.06%	12.34%	\$36.1M	-21.43%	39	6	142	6
JSC KASPI..	KSPI	52.74%	43.10%	\$23.4M	118.57%	40	-3	152	-13
HDFC BAN..	HDB	-51.95%	-4.92%	\$19.2M	-54.32%	41	7	158	19
ALPHABE..	GOOG			\$18.8M		42	42	67	67
DREYFUS ..	X9US..			\$5.2M		43	43	71	71
SOUTH AF..	ZAR			\$0.0M		44	44	174	174
APPLE INC	AAPL	-100.00%	-100.00%		-100.00%		-25		-111
GUIDEWI..	GWRE	-100.00%	-100.00%		-100.00%		-36		-141
KE HOLDI..	BEKE	-100.00%	-100.00%		-100.00%		-32		-28
LENDINGT..	TREE ..	-100.00%	-100.00%		-100.00%		-40		-47
LIGHTSPE..	LSPD	-100.00%	-100.00%		-100.00%		-46		-175



# ARKF

TICKER SYMBOL:



THE CHANNEL THAT INVESTS IN YOU

# AUM

# +1.5%

DISRUPTOR Fund Changes Table Daily

Rows Colored by % Change in \$ Held (Relative to AUM)

Fund

ARKF

% Difference in Market Value(\$)

-48.50% 51.50%

June 30, 2021

Company	Ticker	Δ Shares	Δ \$/Share	\$ Held	Δ \$ Held	ETF Rank	Δ R-ETF	ARK Rank	Δ R-ARK
YEAHKA L..	9923	-32.19%	-7.72%	\$54.6M	-37.43%	30	11	119	16
UIPATH IN..	PATH			\$46.2M		31	31	19	19
TELADOC..	TDOC	-5.62%	-5.72%	\$45.3M	-11.01%	32	4	2	0
LENDINGC..	LC	5.79%	9.62%	\$45.3M	15.97%	33	-5	81	-13
DISCOVER..	DSY	-5.62%	-1.92%	\$45.1M	-7.43%	34	3	128	-5
AMAZON...	AMZN	-5.43%	11.44%	\$43.2M	5.40%	35	-2	112	-17
BASE INC	4477	16.38%	11.29%	\$42.1M	29.53%	36	-3	134	-13
BILL.COM..	BILL	32.72%	28.10%	\$41.4M	70.01%	37	-4	135	-17
STONECO..	STNE			\$39.8M		38	38	137	137
SCHWAB(..	SCHW	-30.06%	12.34%	\$36.1M	-21.43%	39	6	142	6
JSC KASPI..	KSPI	52.74%	43.10%	\$23.4M	118.57%	40	-3	152	-13
HDFC BAN..	HDB	-51.95%	-4.92%	\$19.2M	-54.32%	41	7	158	19
ALPHABE..	GOOG			\$18.8M		42	42	67	67
DREYFUS..	X9US..			\$5.2M		43	43	71	71
SOUTH AF..	ZAR			\$0.0M		44	44	174	174
APPLE INC	AAPL	-100.00%	-100.00%		-100.00%		-25		-111
GUIDEWI..	GWRE	-100.00%	-100.00%		-100.00%		-36		-141
KE HOLDI..	BEKE	-100.00%	-100.00%		-100.00%		-32		-28
LENDINGT..	TREE ..	-100.00%	-100.00%		-100.00%		-40		-47
LIGHTSPE..	LSPD	-100.00%	-100.00%		-100.00%		-46		-175
MARKETA..	MKTX	-100.00%	-100.00%		-100.00%		-42		-158
MORGAN..	X9US..				-100.00%		-44		-97
NVIDIA CO..	NVDA	-100.00%	-100.00%		-100.00%		-35		-59
SPLUNK I..	SPLK	-100.00%	-100.00%		-100.00%		-45		-174
VERISK A..	VRSK	-100.00%	-100.00%		-100.00%		-47		-176



ARKG

TICKER SYMBOL:  
**VOV**  
THE CHANNEL THAT INVESTS IN YOU

AUM  
+3.7%

DISRUPTOR Fund Changes Table Daily						Fund	% Difference in Market Value(\$)		
Rows Colored by % Change in \$ Held (Relative to AUM)						ARKG	-46.30%		53.70%
June 30, 2021									
Company	Ticker	Δ Shares	Δ \$/Share	\$ Held	Δ \$ Held	ETF Rank	Δ R-ETF	ARK Rank	Δ R-ARK
TELADOC..	TDOC	8.07%	-5.72%	\$689.6M	1.89%	1	0	2	0
EXACT SCI..	EXAS	7.32%	-2.76%	\$503.7M	4.36%	2	0	9	2
PACIFIC BI..	PACB	-5.72%	8.14%	\$482.4M	1.95%	3	0	22	6
CAREDX I..	CDNA	2.23%	39.08%	\$429.7M	42.19%	4	-7	32	-16
REGENER..	REGN	-24.18%	15.40%	\$386.9M	-12.51%	5	1	35	9
FATE THE..	FATE	7.24%	8.14%	\$359.1M	15.97%	6	-4	23	-2
TWIST BIO..	TWST	-13.34%	8.70%	\$351.6M	-5.80%	7	2	24	9
IONIS PHA..	IONS	73.14%	-12.03%	\$350.4M	52.30%	8	-8	38	-19
VERTEX P..	VRTX	3.19%	-8.43%	\$347.2M	-5.50%	9	2	39	0
ACCOLAD..	ACCD	1.36%	21.23%	\$296.2M	22.87%	10	-4	44	-12
NOVARTIS..	NVS	-27.04%	7.43%	\$290.4M	-21.62%	11	5	36	15
VEEVA SY..	VEEV	4.35%	22.54%	\$278.8M	27.87%	12	-5	46	-14
CRISPR TH..	CRSP	-5.43%	23.50%	\$276.1M	16.80%	13	-2	13	2
TAKEDA P..	TAK UN	-17.29%	-7.83%	\$259.2M	-23.77%	14	6	52	9
INCYTE C..	INCY	-1.41%	4.22%	\$248.3M	2.75%	15	3	53	-2
INTELLIA ..	NTLA	-13.34%	88.91%	\$240.7M	63.71%	16	-7	14	-8
ROCHE HO..	RHHBY	-38.32%	16.84%	\$235.6M	-27.94%	17	8	55	11
10X GENO..	TXG	-3.72%	11.23%	\$224.3M	7.10%	18	0	16	-8
SCHRODI..	SDGR	1.85%	1.84%	\$201.8M	3.72%	19	-1	59	-5
BEAM THE..	BEAM	-0.92%	38.42%	\$195.7M	37.14%	20	-6	21	-15
CASTLE BI..	CSTL	-1.82%	9.11%	\$189.6M	7.13%	21	0	63	-4
IOVANCE ..	IOVA	-8.15%	-16.84%	\$184.2M	-23.61%	22	9	30	10
ADAPTIVE..	ADPT	25.49%	4.79%	\$183.2M	31.51%	23	-5	64	-11
INVITAE C..	NVTA	-6.01%	-10.81%	\$166.5M	-16.17%	24	5	26	13
CODEXIS I..	CDXS	6.19%	4.46%	\$158.7M	10.92%	25	0	68	-3

# ARKG

TICKER SYMBOL:  
**VOL**  
THE CHANNEL THAT INVESTS IN YOU

AUM  
+3.7%

DISRUPTOR Fund Changes Table Daily						Fund	% Difference in Market Value(\$)		
Rows Colored by % Change in \$ Held (Relative to AUM)						ARKG	-46.30%		53.70%
June 30, 2021									
Company	Ticker	Δ Shares	Δ \$/Share	\$ Held	Δ \$ Held	ETF Rank	Δ R-ETF	ARK Rank	Δ R-ARK
CODEXIS I..	CDXS	6.19%	4.46%	\$158.7M	10.92%	25	0	68	-3
BERKELEY..	BLI	13.78%	-8.46%	\$151.7M	4.15%	26	2	43	-8
PERSONA..	PSNL	-13.34%	7.23%	\$129.6M	-7.07%	27	0	77	3
BRISTOL-..	BMY	-12.78%	4.97%	\$125.3M	-8.44%	28	-2	79	1
UIPATH IN..	PATH			\$123.5M		29	29	19	19
SIGNIFY H..	SGFY	136.89%	2.49%	\$119.8M	142.80%	30	-14	80	-52
PURE STO..	PSTG	-18.34%	-7.10%	\$119.7M	-24.14%	31	9	50	32
BUTTERFL..	BFLY	33.96%	-15.27%	\$112.5M	13.50%	32	-3	82	-14
1LIFE HEA..	ONEM	196.28%	-13.61%	\$109.3M	155.95%	33	-13	84	-53
ARCTURU..	ARCT ..	-13.34%	-16.32%	\$99.1M	-27.49%	34	3	89	10
908 DEVIC..	MASS	126.29%	-18.04%	\$97.0M	85.47%	35	-8	90	-37
RECURSIO..	RXR			\$88.2M		36	36	96	96
VERACYTE..	VCYT	13.46%	-23.20%	\$80.3M	-12.86%	37	1	51	16
CELLECTIS..	CLLS	-8.81%	-21.57%	\$73.4M	-28.48%	38	4	102	7
REPAIRE T..	RPTX	49.14%	7.20%	\$66.3M	59.88%	39	-9	110	-30
NANOSTR..	NSTG	-28.00%	3.82%	\$64.8M	-25.25%	40	3	60	-2
SERES TH..	MCRB	-13.34%	16.03%	\$61.8M	0.55%	41	1	61	-2
CM LIFE S..	CMLF	8.25%	-9.34%	\$61.5M	-1.85%	42	3	114	-2
ABBVIE IN..	ABBV	-1.40%	3.77%	\$61.0M	2.31%	43	1	115	-6
EDITAS M..	EDIT	-13.34%	9.76%	\$60.9M	-4.88%	44	6	47	1
SEER INC	SEER	77.52%	-33.35%	\$50.1M	18.33%	45	-2	125	-13
DREYFUS ..	X9US..			\$41.2M		47	47	71	71
SAREPTA ..	SRPT	-72.93%	5.76%	\$39.5M	-71.37%	48	19	138	61
AQUABOU..	AQB	-5.72%	-15.37%	\$38.7M	-20.21%	50	5	141	7
COMPUGE..	CGEN	-13.34%	-3.03%	\$34.7M	-15.97%	51	2	92	7

ARKG

TICKER SYMBOL:  
**VOU**  
THE CHANNEL THAT INVESTS IN YOU

AUM  
+3.7%

DISRUPTOR Fund Changes Table Daily						Fund	% Difference in Market Value(\$)		
Rows Colored by % Change in \$ Held (Relative to AUM)						ARKG	-46.30% <div></div> 53.70%		
June 30, 2021									
Company	Ticker	Δ Shares	Δ \$/Share	\$ Held	Δ \$ Held	ETF Rank	Δ R-ETF	ARK Rank	Δ R-ARK
CELLECTIS..	CLLS	-8.81%	-21.57%	\$73.4M	-28.48%	38	4	102	7
REPARE T..	RPTX	49.14%	7.20%	\$66.3M	59.88%	39	-9	110	-30
NANOSTR..	NSTG	-28.00%	3.82%	\$64.8M	-25.25%	40	3	60	-2
SERES TH..	MCRB	-13.34%	16.03%	\$61.8M	0.55%	41	1	61	-2
CM LIFE S..	CMLF	8.25%	-9.34%	\$61.5M	-1.85%	42	3	114	-2
ABBVIE IN..	ABBV	-1.40%	3.77%	\$61.0M	2.31%	43	1	115	-6
EDITAS M..	EDIT	-13.34%	9.76%	\$60.9M	-4.88%	44	6	47	1
SEER INC	SEER	77.52%	-33.35%	\$50.1M	18.33%	45	-2	125	-13
DREYFUS ..	X9US..			\$41.2M		47	47	71	71
SAREPTA ..	SRPT	-72.93%	5.76%	\$39.5M	-71.37%	48	19	138	61
AQUABOU..	AQB	-5.72%	-15.37%	\$38.7M	-20.21%	50	5	141	7
COMPUGE..	CGEN	-13.34%	-3.03%	\$34.7M	-15.97%	51	2	92	7
CERUS CO..	CERS	-13.34%	-5.82%	\$33.6M	-18.39%	52	2	83	10
SURFACE..	SURF	9.85%	-5.00%	\$33.2M	4.36%	53	2	145	-3
VERVE TH..	VERV			\$29.6M		54	54	147	147
QUANTU..	QSI			\$22.3M		55	55	154	154
DICERNA ..	DRNA			\$11.7M		57	57	164	164
EVOGENE..	EVGN	-13.34%	-31.35%	\$11.6M	-40.51%	58	6	165	10
PLURISTE..	PSTI	-75.95%	-15.72%	\$2.8M	-79.73%	59	5	171	9
ORGANOV..	ONVO	-13.37%	-7.47%	\$2.4M	-19.84%	60	4	170	0
GUARDAN..	GH	-100.00%	-100.00%		-100.00%		-33		-93
MORGAN ..	X9US..				-100.00%		-55		-97
PHREESIA..	PHR	-100.00%	-100.00%		-100.00%		-41		-118
SYROS PH..	SYRS	-100.00%	-100.00%		-100.00%		-53		-128
THERMO F..	TMO	-100.00%	-100.00%		-100.00%		-32		-90



# ARKK

TICKER SYMBOL:



THE CHANNEL THAT INVESTS IN YOU

# AUM

# +12.3%

DISRUPTOR Fund Changes Table Daily

Rows Colored by % Change in \$ Held (Relative to AUM)

Fund

ARKK

% Difference in Market Value(\$)

-37.70% 62.30%

June 30, 2021

Company	Ticker	Δ Shares	Δ \$/Share	\$ Held	Δ \$ Held	ETF Rank	Δ R-ETF	ARK Rank	Δ R-ARK
TESLA INC	TSLA	-4.36%	1.92%	\$2,446.8M	-2.52%	1	0	1	0
ROKU INC	ROKU	-4.99%	35.21%	\$1,588.2M	28.46%	2	-2	3	-1
TELADOC..	TDOC	12.12%	-5.72%	\$1,516.2M	5.71%	3	0	2	0
SQUARE I..	SQ	-29.89%	9.61%	\$1,139.2M	-23.15%	4	2	4	1
ZOOM VID..	ZM	23.96%	22.86%	\$1,136.8M	52.30%	5	-2	7	-3
SHOPIFY I..	SHOP	15.84%	34.03%	\$1,108.0M	55.26%	6	-2	5	-1
TWILIO IN..	TWLO	34.92%	17.44%	\$950.2M	58.44%	7	-5	6	-6
COINBASE..	COIN			\$939.2M		8	8	8	8
SPOTIFY T..	SPOT	28.79%	1.83%	\$931.9M	31.15%	9	0	11	2
UNITY SO..	U	42.88%	10.51%	\$880.0M	57.89%	10	-4	10	-4
ZILLOW G..	Z	1.75%	-4.18%	\$813.9M	-2.51%	11	6	12	7
CRISPR TH..	CRSP	-4.55%	23.50%	\$763.4M	17.88%	12	2	13	2
EXACT SCI..	EXAS	21.54%	-2.76%	\$752.9M	18.18%	13	2	9	2
INTELLIA ..	NTLA	-19.35%	88.91%	\$691.1M	52.35%	14	-1	14	-8
DOCUSIG..	DOCU	-1.16%	40.52%	\$619.8M	38.88%	15	-1	17	-2
PALANTIR ..	PLTR	79.86%	14.34%	\$614.7M	105.65%	16	-10	18	-12
10X GENO..	TXG	35.48%	11.23%	\$557.6M	50.69%	17	-2	16	-8
BEAM THE..	BEAM	53.09%	38.42%	\$523.1M	111.90%	18	-14	21	-15
DRAFTKIN..	DKNG	321.70%	-15.16%	\$467.4M	257.75%	19	-26	25	-25
TWITTER I..	TWTR	64.05%	8.44%	\$465.9M	77.90%	20	-10	15	-14
INVITAE C..	NVTA	-14.44%	-10.81%	\$445.6M	-23.69%	21	8	26	13
UIPATH IN..	PATH			\$418.5M		22	22	19	19
SEA LTD-A..	SE	-9.51%	28.65%	\$407.0M	16.41%	23	2	20	3
IRIDIUM C..	IRDM	11.71%	2.16%	\$359.8M	14.12%	24	-1	27	-5
SKILLZ INC	SKLZ			\$350.7M		25	25	28	28



# ARKK

TICKER SYMBOL:



THE CHANNEL THAT INVESTS IN YOU

# AUM

# +12.3%

DISRUPTOR Fund Changes Table Daily

Rows Colored by % Change in \$ Held (Relative to AUM)

Fund

ARKK

% Difference in Market Value(\$)

-37.70% 62.30%

June 30, 2021

Company	Ticker	Δ Shares	Δ \$/Share	\$ Held	Δ \$ Held	ETF Rank	Δ R-ETF	ARK Rank	Δ R-ARK
<i>SKILLZ INC</i>	SKLZ			\$350.7M		25	25	28	28
<i>TUSIMPLE..</i>	TSP			\$332.8M		26	26	34	34
<i>FATE THE..</i>	FATE	20.42%	8.14%	\$308.4M	30.22%	27	-7	23	-2
<i>TWIST BIO..</i>	TWST	-19.36%	8.70%	\$300.0M	-12.34%	28	6	24	9
<i>NINTEND..</i>	NTDOY	-19.09%	3.25%	\$284.2M	-16.46%	29	6	40	7
<i>IOVANCE..</i>	IOVA	-8.77%	-16.84%	\$280.8M	-24.13%	30	12	30	10
<i>TERADYN..</i>	TER	17.45%	10.38%	\$266.0M	29.64%	31	-10	37	-4
<i>PAGERDU..</i>	PD	-12.94%	10.91%	\$256.9M	-3.44%	32	3	42	0
<i>2U INC</i>	TWOU	-19.35%	10.07%	\$239.3M	-11.23%	33	5	41	3
<i>PACIFIC BI..</i>	PACB	2.64%	8.14%	\$234.9M	10.99%	34	-6	22	6
<i>TENCENT..</i>	TCEHY	-10.16%	-4.01%	\$223.2M	-13.77%	35	4	31	4
<i>EDITAS M..</i>	EDIT	-19.35%	9.76%	\$216.6M	-11.48%	36	3	47	1
<i>PROTO LA..</i>	PRLB	-19.36%	-23.42%	\$204.7M	-38.24%	37	13	56	16
<i>BERKELEY..</i>	BLI	58.87%	-8.46%	\$166.1M	45.43%	38	-10	43	-8
<i>PURE STO..</i>	PSTG	-56.39%	-7.10%	\$150.4M	-59.49%	39	22	50	32
<i>TRIMBLE I..</i>	TRMB			\$144.9M		40	40	33	33
<i>VERACYTE..</i>	VCYT	-19.35%	-23.20%	\$141.1M	-38.06%	41	4	51	16
<i>SERES TH..</i>	MCRB	-19.35%	16.03%	\$135.6M	-6.43%	42	-2	61	-2
<i>NANOSTR..</i>	NSTG	1.40%	3.82%	\$133.3M	5.28%	43	-3	60	-2
<i>KE HOLDI..</i>	BEKE			\$130.5M		44	44	49	49
<i>STRATASY..</i>	SSYS	-19.35%	-0.27%	\$118.1M	-19.57%	45	2	70	4
<i>MATERIAL..</i>	MTLS	-19.35%	-32.66%	\$98.6M	-45.69%	46	4	73	20
<i>NOVARTIS..</i>	NVS	-62.64%	7.43%	\$93.0M	-59.87%	47	11	36	15
<i>CERUS CO..</i>	CERS	-19.35%	-5.82%	\$76.2M	-24.05%	48	-2	83	10
<i>DREYFUS..</i>	X9US..			\$71.6M		49	49	71	71

# ARKK

TICKER SYMBOL:



THE CHANNEL THAT INVESTS IN YOU

# AUM

# +12.3%

DISRUPTOR Fund Changes Table Daily

Rows Colored by % Change in \$ Held (Relative to AUM)

Fund

ARKK

% Difference in Market Value(\$)

-37.70%

62.30%

June 30, 2021

Company	Ticker	Δ Shares	Δ \$/Share	\$ Held	Δ \$ Held	ETF Rank	Δ R-ETF	ARK Rank	Δ R-ARK
<i>BERKELEY..</i>	BLI	58.87%	-8.46%	\$166.1M	45.43%	38	-10	43	-8
<i>PURE STO..</i>	PSTG	-56.39%	-7.10%	\$150.4M	-59.49%	39	22	50	32
<i>TRIMBLE I..</i>	TRMB			\$144.9M		40	40	33	33
<i>VERACYTE..</i>	VCYT	-19.35%	-23.20%	\$141.1M	-38.06%	41	4	51	16
<i>SERES TH..</i>	MCRB	-19.35%	16.03%	\$135.6M	-6.43%	42	-2	61	-2
<i>NANOSTR..</i>	NSTG	1.40%	3.82%	\$133.3M	5.28%	43	-3	60	-2
<i>KE HOLDI..</i>	BEKE			\$130.5M		44	44	49	49
<i>STRATASY..</i>	SSYS	-19.35%	-0.27%	\$118.1M	-19.57%	45	2	70	4
<i>MATERIAL..</i>	MTLS	-19.35%	-32.66%	\$98.6M	-45.69%	46	4	73	20
<i>NOVARTIS..</i>	NVS	-62.64%	7.43%	\$93.0M	-59.87%	47	11	36	15
<i>CERUS CO..</i>	CERS	-19.35%	-5.82%	\$76.2M	-24.05%	48	-2	83	10
<i>DREYFUS..</i>	X9US..			\$71.6M		49	49	71	71
<i>COMPUGE..</i>	CGEN	-19.35%	-3.03%	\$59.0M	-21.80%	50	-1	92	7
<i>INTERCON..</i>	ICE	-96.27%	6.34%	\$11.5M	-96.03%	51	24	91	68
<i>BAIDU INC..</i>	BIDU	-100.00%	-100.00%		-100.00%		-6		-8
<i>HUYA INC..</i>	HUYA	-100.00%	-100.00%		-100.00%		-47		-65
<i>KE HOLDI..</i>	BEKE	-100.00%	-100.00%		-100.00%		-20		-28
<i>LENDINGT..</i>	TREE ..	-100.00%	-100.00%		-100.00%		-39		-47
<i>MORGAN ..</i>	X9US..				-100.00%		-52		-97
<i>PACCAR I..</i>	PCAR	-100.00%	-100.00%		-100.00%		-38		-52
<i>PAYPAL H..</i>	PYPL	-100.00%	-100.00%		-100.00%		-55		-45
<i>REGENER..</i>	REGN	-100.00%	-100.00%		-100.00%		-49		-26
<i>SYNOPSIS..</i>	SNPS	-100.00%	-100.00%		-100.00%		-35		-37
<i>SYROS PH..</i>	SYRS	-100.00%	-100.00%		-100.00%		-53		-128
<i>TAIWAN S..</i>	TSM	-100.00%	-100.00%		-100.00%		-54		-131

# ARKQ

TICKER SYMBOL:




THE CHANNEL THAT INVESTS IN YOU

## AUM

## -6.7%

DISRUPTOR Fund Changes Table Daily  
Rows Colored by % Change in \$ Held (Relative to AUM)

Fund  % Difference in Market Value(\$) -56.70%  43.30%

		June 30, 2021							
Company	Ticker	Δ Shares	Δ \$/Share	\$ Held	Δ \$ Held	ETF Rank	Δ R-ETF	ARK Rank	Δ R-ARK
<i>TESLA INC</i>	TSLA	-7.42%	1.92%	\$335.8M	-5.64%	1	0	1	0
<i>JD.COM I..</i>	JD	42.25%	-5.43%	\$217.1M	34.53%	2	-2	29	-2
<i>KRATOS D..</i>	KTOS	34.60%	8.50%	\$204.5M	46.04%	3	-2	54	-16
<i>TRIMBLE I..</i>	TRMB	-2.32%	6.35%	\$195.2M	3.88%	4	2	33	-28
<i>BAIDU INC..</i>	BIDU	-14.10%	-4.54%	\$140.9M	-18.00%	5	2	72	64
<i>ALPHABE..</i>	GOOG	-4.95%	21.84%	\$136.5M	15.81%	6	-2	67	-14
<i>IRIDIUM C..</i>	IRDM	61.13%	2.16%	\$131.9M	64.61%	7	-8	27	-5
<i>3D SYSTE..</i>	DDD	118.54%	39.94%	\$105.5M	205.84%	8	-27	87	-57
<i>UNITY SO..</i>	U	91.82%	10.51%	\$103.4M	111.97%	9	-18	10	-4
<i>UIPATH IN..</i>	PATH			\$87.5M		10	10	19	19
<i>LOCKHEE..</i>	LMT	-18.76%	1.06%	\$82.0M	-17.90%	11	-1	85	-1
<i>TERADYN..</i>	TER	-47.17%	10.38%	\$80.7M	-41.69%	12	6	37	-4
<i>DEERE &amp; C..</i>	DE	-37.37%	-6.74%	\$76.6M	-41.59%	13	6	97	25
<i>NIU TECH..</i>	NIU	22.15%	-10.01%	\$75.4M	9.91%	14	-2	101	-13
<i>KOMATSU..</i>	KMTUY	-18.20%	-18.41%	\$71.5M	-33.26%	15	5	105	13
<i>NXP SEMI..</i>	NXPI	-42.53%	3.16%	\$69.6M	-40.71%	16	7	109	25
<i>NANO DI..</i>	NNDM	11.22%	-0.81%	\$65.4M	10.31%	17	-4	74	-17
<i>TUSIMPLE..</i>	TSP			\$54.3M		18	18	34	34
<i>BYD CO LT..</i>	BYDDY	-30.75%	41.80%	\$52.7M	-1.81%	19	-4	121	-4
<i>CATERPIL..</i>	CAT	-36.41%	-7.23%	\$52.5M	-41.01%	20	7	122	20
<i>MAGNA IN..</i>	MGA	-22.82%	5.77%	\$51.1M	-18.36%	21	1	123	6
<i>INTUITIVE..</i>	ISRG	3.90%	24.60%	\$47.9M	29.46%	22	-10	127	-16
<i>RAVEN IN..</i>	RAVN	-40.07%	49.75%	\$47.5M	-10.25%	23	-2	120	-2
<i>AEROVIR..</i>	AVAV	-31.01%	-5.33%	\$42.1M	-34.69%	24	7	126	13
<i>VUZIX CO..</i>	VUZI	3.23%	-26.10%	\$40.6M	-23.72%	25	1	100	-26



# ARKQ

TICKER SYMBOL:



THE CHANNEL THAT INVESTS IN YOU

# AUM

# -6.7%

DISRUPTOR Fund Changes Table Daily  
Rows Colored by % Change in \$ Held (Relative to AUM)

Fund

ARKQ

% Difference in Market Value(\$)

-56.70% 43.30%

June 30, 2021

Company	Ticker	Δ Shares	Δ \$/Share	\$ Held	Δ \$ Held	ETF Rank	Δ R-ETF	ARK Rank	Δ R-ARK
VUZIX CO..	VUZI	3.23%	-26.10%	\$40.6M	-23.72%	25	1	100	-26
2U INC	TWOU	-11.68%	10.07%	\$38.9M	-2.78%	26	-3	41	3
MATERIAL..	MTLS	-11.68%	-32.66%	\$38.1M	-40.52%	27	9	73	20
TELEDYNE..	TDY	-57.19%	1.05%	\$37.9M	-56.74%	28	14	132	34
NVIDIA CO..	NVDA	-75.68%	50.03%	\$37.3M	-63.51%	29	18	124	65
SYNOPSIS..	SNPS	-48.80%	11.46%	\$36.5M	-42.93%	30	11	131	94
ALIBABA ..	BABA	9.23%	1.20%	\$36.0M	10.54%	31	-6	86	10
BLADE AI..	BLDE			\$35.1M		32	32	129	129
ELBIT SYS..	ESLT	-10.17%	-9.83%	\$34.0M	-18.99%	33	5	133	-2
ANSYS INC	ANSS	-10.16%	3.82%	\$33.1M	-6.72%	34	0	139	-3
TENCENT ..	TCEHY	-17.45%	-4.01%	\$31.6M	-20.76%	35	5	31	4
ATLAS CR..	ACIC	109.30%	-1.09%	\$29.6M	107.01%	36	-8	144	-13
STRATASY..	SSYS	-11.68%	-0.27%	\$29.4M	-11.92%	37	1	70	4
JAWS SPI..	SPFR	243.35%	-2.54%	\$27.5M	234.64%	38	-7	143	-24
PACCAR I..	PCAR	-21.53%	-5.11%	\$26.6M	-25.54%	39	6	149	97
ONE - CLA..	AONE	0.94%	-13.81%	\$21.3M	-12.99%	40	-2	156	5
PROTO LA..	PRLB	-11.68%	-23.42%	\$18.6M	-32.36%	41	1	56	16
EXONE CO..	XONE	-11.68%	-30.04%	\$16.9M	-38.21%	42	1	161	11
KANZHUN ..	BZ			\$16.4M		43	43	155	155
DREYFUS ..	X9US..			\$5.8M		44	44	71	71
ORGANOV..	ONVO	-11.70%	-7.47%	\$1.4M	-18.30%	45	-2	170	0
GALILEO A..	GLEO			\$0.0M		46	46	173	173
AUTODES..	ADSK	-100.00%	-100.00%		-100.00%		-43		-153
EXPERIEN..	EXPC	-100.00%	-100.00%		-100.00%		-39		-149
MORGAN ..	X9US..				-100.00%		-46		-97



# ARKQ

TICKER SYMBOL:



THE CHANNEL THAT INVESTS IN YOU

# AUM

# -6.7%

DISRUPTOR Fund Changes Table Daily  
Rows Colored by % Change in \$ Held (Relative to AUM)

Fund

ARKQ

% Difference in Market Value(\$)

-56.70% 43.30%

June 30, 2021

Company	Ticker	Δ Shares	Δ \$/Share	\$ Held	Δ \$ Held	ETF Rank	Δ R-ETF	ARK Rank	Δ R-ARK
NVIDIA CO..	NVDA	-75.68%	50.03%	\$37.3M	-63.51%	29	18	124	65
SYNOPSIS..	SNPS	-48.80%	11.46%	\$36.5M	-42.93%	30	11	131	94
ALIBABA ..	BABA	9.23%	1.20%	\$36.0M	10.54%	31	-6	86	10
BLADE AI..	BLDE			\$35.1M		32	32	129	129
ELBIT SYS..	ESLT	-10.17%	-9.83%	\$34.0M	-18.99%	33	5	133	-2
ANSYS INC	ANSS	-10.16%	3.82%	\$33.1M	-6.72%	34	0	139	-3
TENCENT..	TCEHY	-17.45%	-4.01%	\$31.6M	-20.76%	35	5	31	4
ATLAS CR..	ACIC	109.30%	-1.09%	\$29.6M	107.01%	36	-8	144	-13
STRATASY..	SSYS	-11.68%	-0.27%	\$29.4M	-11.92%	37	1	70	4
JAWS SPI..	SPFR	243.35%	-2.54%	\$27.5M	234.64%	38	-7	143	-24
PACCAR I..	PCAR	-21.53%	-5.11%	\$26.6M	-25.54%	39	6	149	97
ONE - CLA..	AONE	0.94%	-13.81%	\$21.3M	-12.99%	40	-2	156	5
PROTO LA..	PRLB	-11.68%	-23.42%	\$18.6M	-32.36%	41	1	56	16
EXONE CO..	XONE	-11.68%	-30.04%	\$16.9M	-38.21%	42	1	161	11
KANZHUN ..	BZ			\$16.4M		43	43	155	155
DREYFUS ..	X9US..			\$5.8M		44	44	71	71
ORGANOV..	ONVO	-11.70%	-7.47%	\$1.4M	-18.30%	45	-2	170	0
GALILEO A..	GLEO			\$0.0M		46	46	173	173
AUTODES..	ADSK	-100.00%	-100.00%		-100.00%		-43		-153
EXPERIEN..	EXPC	-100.00%	-100.00%		-100.00%		-39		-149
MORGAN ..	X9US..				-100.00%		-46		-97
TAIWAN S..	TSM	-100.00%	-100.00%		-100.00%		-31		-131
VIRGIN G..	SPCE	-100.00%	-100.00%		-100.00%		-26		-123
WORKHO..	WKHS	-100.00%	-100.00%		-100.00%		-22		-124
XILINX INC	XLNX	-100.00%	-100.00%		-100.00%		-38		-146

# ARKW

TICKER SYMBOL:



THE CHANNEL THAT INVESTS IN YOU

# AUM

# -6.6%

## DISRUPTOR Fund Changes Table Daily

Rows Colored by % Change in \$ Held (Relative to AUM)

Fund

ARKW

% Difference in Market Value(\$)

-56.60%

43.40%

June 30, 2021

Company	Ticker	Δ Shares	Δ \$/Share	\$ Held	Δ \$ Held	ETF Rank	Δ R-ETF	ARK Rank	Δ R-ARK
TESLA INC	TSLA	-17.24%	1.92%	\$637.5M	-15.65%	1	0	1	0
SHOPIFY I..	SHOP	-5.04%	34.03%	\$328.8M	27.27%	2	-3	5	-1
TWITTER I..	TWTR	52.01%	8.44%	\$317.7M	64.84%	3	-5	15	-14
TELADOC ..	TDOC	2.64%	-5.72%	\$291.6M	-3.23%	4	0	2	0
ROKU INC	ROKU	-10.21%	35.21%	\$278.3M	21.41%	5	-2	3	-1
GRAYSCA..	GBTC	10.81%	-37.79%	\$274.0M	-31.06%	6	4	48	14
SQUARE I..	SQ	-36.55%	9.61%	\$273.4M	-30.46%	7	4	4	1
TWILIO IN..	TWLO	37.68%	17.44%	\$253.7M	61.69%	8	-5	6	-6
SPOTIFY T..	SPOT	0.44%	1.83%	\$249.0M	2.28%	9	3	11	2
COINBASE..	COIN			\$224.0M		10	10	8	8
PELOTON ..	PTON	67.48%	11.78%	\$212.2M	87.21%	11	-11	57	-32
UNITY SO..	U	12.94%	10.51%	\$201.7M	24.80%	12	1	10	-4
ZOOM VID..	ZM	-2.32%	22.86%	\$201.5M	20.01%	13	3	7	-3
TRADE DE..	TTD	1075.78%	-87.73%	\$174.4M	44.29%	14	-4	66	-16
SKILLZ INC	SKLZ	29.58%	16.39%	\$172.1M	50.81%	15	-6	28	-59
SEA LTD-A..	SE	-18.94%	28.65%	\$149.1M	4.29%	16	1	20	3
PALANTIR ..	PLTR	6.04%	14.34%	\$146.2M	21.24%	17	-2	18	-12
ZILLOW G..	Z	-15.00%	-4.18%	\$144.4M	-18.56%	18	9	12	7
DRAFTKIN..	DKNG	78.77%	-15.16%	\$126.5M	51.66%	19	-10	25	-25
JD.COM I..	JD	-23.38%	-5.43%	\$115.9M	-27.54%	20	8	29	-2
PINDUOD..	PDD	94.86%	-0.25%	\$105.6M	94.38%	21	-28	58	-25
PAYPAL H..	PYPL	-42.31%	20.56%	\$93.1M	-30.44%	22	5	45	0
OKTA INC	OKTA			\$90.8M		23	23	94	94
ROBLOX C..	RBLX	87.80%	42.84%	\$89.6M	168.25%	24	-27	95	-50
OPENDOOR..	OPEN	-34.71%	-18.12%	\$77.2M	-46.54%	25	11	65	11

# ARKW

TICKER SYMBOL:



THE CHANNEL THAT INVESTS IN YOU

# AUM

# -6.6%

## DISRUPTOR Fund Changes Table Daily

Rows Colored by % Change in \$ Held (Relative to AUM)

Fund

ARKW

% Difference in Market Value(\$)

-56.60%  43.40%

June 30, 2021

Company	Ticker	Δ Shares	Δ \$/Share	\$ Held	Δ \$ Held	ETF Rank	Δ R-ETF	ARK Rank	Δ R-ARK
<i>OPENDOO..</i>	OPEN	-34.71%	-18.12%	\$77.2M	-46.54%	25	11	65	11
<i>KE HOLDI..</i>	BEKE			\$75.6M		26	26	49	49
<i>ETSY INC</i>	ETSY			\$71.6M		27	27	104	104
<i>PAGERDU..</i>	PD	-14.20%	10.91%	\$71.5M	-4.84%	28	-6	42	0
<i>UIPATH IN..</i>	PATH			\$71.1M		29	29	19	19
<i>LENDINGC..</i>	LC	-3.39%	9.62%	\$70.2M	5.91%	30	-11	81	-13
<i>CLOUDFLA..</i>	NET	-34.68%	53.15%	\$66.0M	0.03%	31	-11	111	-4
<i>NANO DI..</i>	NNDM	37.82%	-0.81%	\$66.0M	36.70%	32	-18	74	-17
<i>DOCUSIG..</i>	DOCU	-55.90%	40.52%	\$65.0M	-38.04%	33	10	17	-2
<i>SNAP INC..</i>	SNAP	-26.07%	29.22%	\$64.6M	-4.46%	34	-5	69	0
<i>SPLUNK I..</i>	SPLK			\$61.8M		35	35	113	113
<i>ADYEN NV..</i>	ADYEY	-32.50%	9.65%	\$59.1M	-25.99%	36	5	117	11
<i>HUYA INC-..</i>	HUYA	-18.63%	-9.39%	\$56.2M	-26.28%	37	4	118	53
<i>2U INC</i>	TWOU	-18.64%	10.07%	\$56.2M	-10.44%	38	-6	41	3
<i>MERCADO..</i>	MELI	-11.51%	7.53%	\$55.5M	-4.85%	39	-9	62	-6
<i>TENCENT ..</i>	TCEHY	-36.74%	-4.01%	\$55.4M	-39.28%	40	13	31	4
<i>NINTEND..</i>	NTDOY	-11.69%	3.25%	\$55.1M	-8.82%	41	-5	40	7
<i>VERACYTE..</i>	VCYT	-18.63%	-23.20%	\$48.2M	-37.51%	42	10	51	16
<i>NETFLIX I..</i>	NFLX	-38.25%	2.27%	\$43.3M	-36.84%	43	5	116	6
<i>VUZIX CO..</i>	VUZI			\$34.8M		44	44	100	100
<i>WALT DIS..</i>	DIS			\$26.5M		45	45	150	150
<i>DREYFUS ..</i>	X9US..			\$16.6M		46	46	71	71
<i>KANZHUN ..</i>	BZ			\$5.5M		47	47	155	155
<i>SNOWFLA..</i>	SNOW			\$0.0M		48	48	172	172
<i>ADOBE INC</i>	ADBE	-100.00%	-100.00%		-100.00%		-52		-159



# ARKW

TICKER SYMBOL:



THE CHANNEL THAT INVESTS IN YOU

# AUM

# -6.6%

DISRUPTOR Fund Changes Table Daily

Rows Colored by % Change in \$ Held (Relative to AUM)

Fund

ARKW

% Difference in Market Value(\$)

-56.60%

43.40%

June 30, 2021

Company	Ticker	Δ Shares	Δ \$/Share	\$ Held	Δ \$ Held	ETF Rank	Δ R-ETF	ARK Rank	Δ R-ARK
TENCENT..	TCEHY	-36.74%	-4.01%	\$55.4M	-39.28%	40	13	31	4
NINTEND..	NTDOY	-11.69%	3.25%	\$55.1M	-8.82%	41	-5	40	7
VERACYTE..	VCYT	-18.63%	-23.20%	\$48.2M	-37.51%	42	10	51	16
NETFLIX I..	NFLX	-38.25%	2.27%	\$43.3M	-36.84%	43	5	116	6
VUZIX CO..	VUZI			\$34.8M		44	44	100	100
WALT DIS..	DIS			\$26.5M		45	45	150	150
DREYFUS..	X9US..			\$16.6M		46	46	71	71
KANZHUN..	BZ			\$5.5M		47	47	155	155
SNOWFLA..	SNOW			\$0.0M		48	48	172	172
ADOBE INC	ADBE	-100.00%	-100.00%		-100.00%		-52		-159
AGORA IN..	API	-100.00%	-100.00%		-100.00%		-30		-104
ATLASSIA..	TEAM	-100.00%	-100.00%		-100.00%		-47		-120
BAIDU INC..	BIDU	-100.00%	-100.00%		-100.00%		-20		-8
CROWDST..	CRWD	-100.00%	-100.00%		-100.00%		-45		-119
FASTLY IN..	FSLY	-100.00%	-100.00%		-100.00%		-26		-99
HUBSPOT..	HUBS	-100.00%	-100.00%		-100.00%		-35		-109
INTERCON..	ICE	-100.00%	-100.00%		-100.00%		-16		-23
KE HOLDI..	BEKE	-100.00%	-100.00%		-100.00%		-25		-28
LENDINGT..	TREE ..	-100.00%	-100.00%		-100.00%		-43		-47
MORGAN..	X9US..	-100.00%	-100.00%		-100.00%		-53		-97
NVIDIA CO..	NVDA	-100.00%	-100.00%		-100.00%		-40		-59
PINTERES..	PINS	-100.00%	-100.00%		-100.00%		-36		-58
PURE STO..	PSTG	-100.00%	-100.00%		-100.00%		-24		-18
SILVERGA..	SI	-100.00%	-100.00%		-100.00%		-28		-49
SYNOPSYS..	SNPS	-100.00%	-100.00%		-100.00%		-37		-37



# ARKX

TICKER SYMBOL:



THE CHANNEL THAT INVESTS IN YOU

# AUM

# +83.8%

## DISRUPTOR Fund Changes Table Daily

Rows Colored by % Change in \$ Held (Relative to AUM)

Fund

ARKX

% Difference in Market Value(\$)

-50.00%



200.00%

June 30, 2021

Company	Ticker	Δ Shares	Δ \$/Share	\$ Held	Δ \$ Held	ETF Rank	Δ R-ETF	ARK Rank	Δ R-ARK
TRIMBLE I..	TRMB	87.44%	6.35%	\$59.7M	99.34%	1	0	33	-28
THE 3D PR..	PRNT	101.23%	2.91%	\$43.8M	107.09%	2	0	130	-24
KRATOS D..	KTOS	93.34%	8.50%	\$42.0M	109.79%	3	0	54	-16
IRIDIUM C..	IRDM	141.60%	2.16%	\$38.4M	146.82%	4	-3	27	-5
L3HARRIS ..	LHX	77.14%	6.28%	\$32.4M	88.26%	5	1	146	-10
JD LOGIST..	2618			\$28.8M		6	6	148	148
LOCKHEE..	LMT	68.02%	1.06%	\$26.0M	69.80%	7	-1	85	-1
THALES SA	HO	76.31%	2.63%	\$24.7M	80.95%	8	-1	151	-10
KOMATSU..	6301	77.12%	-17.97%	\$22.7M	45.29%	9	3	153	-7
AMAZON...	AMZN	77.33%	11.44%	\$20.6M	97.63%	10	-4	112	-17
ALPHABE..	GOOG	50.45%	21.84%	\$17.8M	83.30%	11	-4	67	-14
DASSAULT..	DSY	76.34%	13.83%	\$17.5M	100.74%	12	-6	159	-7
BOEING C..	BA	51.55%	-7.44%	\$17.5M	40.27%	13	3	160	-3
NETFLIX I..	NFLX	258.84%	2.27%	\$16.2M	266.98%	14	-12	116	6
MEITUAN-..	3690	471.61%	8.74%	\$16.1M	521.56%	15	-21	75	-26
SPIRIT AE..	SPR	51.30%	-4.62%	\$16.1M	44.31%	16	4	162	-2
JD.COM I..	JD	-12.76%	-5.43%	\$14.1M	-17.50%	17	12	29	-2
NVIDIA CO..	NVDA	-22.94%	50.03%	\$13.5M	15.62%	18	7	124	65
UNITY SO..	U			\$13.5M		19	19	10	10
REINVENT..	RTP	386.24%	-1.77%	\$11.9M	377.62%	20	-17	163	-10
TERADYN..	TER	11.50%	10.38%	\$11.7M	23.07%	21	5	37	-4
UIPATH IN..	PATH			\$11.5M		22	22	19	19
ALIBABA ..	BABA	107.44%	1.20%	\$11.4M	109.92%	23	0	86	10
DEERE & C..	DE	-6.49%	-6.74%	\$9.5M	-12.79%	24	11	97	25
BLADE AI..	BLDE			\$9.0M		25	25	129	129

# ARKX


TICKER SYMBOL:  
**VOL**  
THE CHANNEL THAT INVESTS IN YOU

AUM  
+83.8%


DISRUPTOR Fund Changes Table Daily  
Rows Colored by % Change in \$ Held (Relative to AUM)

Fund  % Difference in Market Value(\$)  
-50.00% 200.00%

		June 30, 2021							
Company	Ticker	Δ Shares	Δ \$/Share	\$ Held	Δ \$ Held	ETF Rank	Δ R-ETF	ARK Rank	Δ R-ARK
TERADYN..	TER	11.50%	10.38%	\$11.7M	23.07%	21	5	37	-4
UIPATH IN..	PATH			\$11.5M		22	22	19	19
ALIBABA ..	BABA	107.44%	1.20%	\$11.4M	109.92%	23	0	86	10
DEERE & C..	DE	-6.49%	-6.74%	\$9.5M	-12.79%	24	11	97	25
BLADE AI..	BLDE			\$9.0M		25	25	129	129
AIRBUS SE	AIR	43.46%	11.93%	\$8.8M	60.58%	26	4	166	-3
ELBIT SYS..	ESLT	77.14%	-9.83%	\$8.2M	59.74%	27	2	133	-2
JAWS SPI..	SPFR			\$6.9M		28	28	143	143
SYNOPSIS..	SNPS	77.18%	11.46%	\$6.8M	97.49%	29	-2	131	94
HONEYW..	HON	77.21%	-0.52%	\$6.7M	76.30%	30	2	167	-5
AEROVIR..	AVAV	32.00%	-5.33%	\$6.6M	24.96%	31	7	126	13
RAVEN IN..	RAVN	-32.44%	49.75%	\$6.6M	1.18%	32	11	120	-2
GARMIN L..	GRM..	-16.92%	10.26%	\$6.4M	-8.40%	33	14	168	0
ANSYS INC	ANSS	77.28%	3.82%	\$6.3M	84.05%	34	2	139	-3
HEICO CO..	HEI	42.96%	10.89%	\$6.2M	58.53%	35	8	169	-2
TENCENT..	TCEHY	77.20%	-4.01%	\$5.8M	70.09%	36	2	31	4
TELEDYNE..	TDY	-43.19%	1.05%	\$5.1M	-42.59%	37	20	132	34
ATLAS CR..	ACIC	62.76%	-1.09%	\$3.9M	60.98%	38	0	144	-13
DREYFUS..	X9US..			\$1.9M		39	39	71	71
AUTODES..	ADSK	-100.00%	-100.00%		-100.00%		-35		-153
MORGAN ..	X9US..	-100.00%	-100.00%		-100.00%		-39		-97
TAIWAN S..	TSM	-100.00%	-100.00%		-100.00%		-30		-131
VIRGIN G..	SPCE	-100.00%	-100.00%		-100.00%		-20		-123
WORKHO..	WKHS	-100.00%	-100.00%		-100.00%		-29		-124
XILINX INC	XLNX	-100.00%	-100.00%		-100.00%		-33		-146



TICKER SYMBOL:  
**YOU**  
THE CHANNEL THAT INVESTS IN YOU




THANK YOU TO MY SUPPORTERS  
ON PATREON AND YOUTUBE  
FOR FUNDING THIS PROJECT

# CHANNEL UPDATE

TICKER SYMBOL:



THE CHANNEL THAT INVESTS IN YOU

	START OF Q2 2021	END OF Q2 2021	CHANGE
Videos	38	60	+22 ( +58% )
Views	2.1M	3.2M	+1.2M ( +57% )
Subscribers	60K	77K	+17K ( +28% )
Sponsors Rejected	15	34	+19 ( +126% )
Ad Time Cut (Days)	353	561	+208 ( +59% )





PODCAST

OTHER PROJECTS FOR Q2 2021

[WWW.TICKERSYMBOLYOU.COM](http://WWW.TICKERSYMBOLYOU.COM)

AND THE PODCAST ON:



# Q2 2021 STATE OF THE ARK



THIS IS NOT FINANCIAL ADVICE  
AND I AM NOT A FINANCIAL ADVISOR